

## Holding of specified securities ( Statement Showing Shareholding Pattern )

1. Name of Listed Entity : MEENAKSHI (INDIA) LIMITED
2. Scrip Code / Name of Scrip / Class of Security / EQUITY
3. Share Holding Pattern Filed under: Reg. 31(1)(a) / Reg. 31(1)(b) / Reg.31(1)(c)
  - a. If under 31(1)(b) then indicate the report for Quarter ending 30.09.2019
  - b. If under 31(1)(c) then indicate date of allotment/extinguishment 30.09.2019

4. Declaration: The Listed entity is required to submit the following declaration to the extent of submission of informantor

Particulars	Yes*	No*
1 Whether the Listed Entity has issued any partly paid up shares?		NO
2 Whether the Listed Entity has issued any Convertible Securities or Warrants?		NO
3 Whether the Listed Entity has any shares against which depository receipts are issued?		NO
4 Whether the Listed Entity has any shares in locked-in?	YES	
5 Whether any shares held by promoters are pledge or otherwise encumbered?		NO


5. The tabular format for disclosure of holding of specified securities is as follows:-

For MEENAKSHI (INDIA) LTD.


  
Managing Director

Table I

Category of Shareholder (i)	Nos. of Shareholders (ii)	No. of fully paid up equity shares held (iv)	No. of Party paid-up equity shares held (v)	No. of shares underlying Depository Receipts (vi)	Total nos. shares held (vii) = (iv)+(v)+(vi)	Shareholding as a % of total no. of shares (calculated as per SCRR, 1957) (viii) As a % of (A+B+C2)	Number of Voting Rights held in each class of securities (ix)			No. of Shares Outstanding convertible securities (including Warrants) (x)	Shareholding as a % assuming full conversion of convertible securities (as a percentage of diluted share capital) (xi) = (vii)+(x)	Number of Locked in shares (xii)		Number of Shares pledged or otherwise encumbered (xiii)		Number of equity shares held in dematerialized form (xiv)
							No. of Voting Rights		Total as a % of (A+B+C)			No. (a)	As a % of total Shares held (b)	No. (a)	As a % of total Shares held (b)	
							Class eg: X	Class eg: Y								
<b>PROMOTER &amp; GROUP</b>	9	2670750	0	0	2670750	71.22	0	2670750	0	0	1002234	37.53	0	0	865666	
<b>PUBLIC</b>	769	1079250	0	0	1079250	28.78	0	1079250	0	0	0	0	0	0	363750	
<b>NON PROMOTER-SHARES</b>	0	0	0	0	0	0	0	0	0	0	0	0	0	0	0	
<b>UNDERLYING DRs SHARES HELD BY EMPLOYEE TRUSTS</b>	0	0	0	0	0	0	0	0	0	0	0	0	0	0	0	
<b>Total</b>	778	3750000	0	0	3750000	100	0	3750000	0	0	1002234	28.73	0	0	1230416	



*[Handwritten Signature]*


Table II

Table II - Statement showing shareholding pattern of the Promoter and Promoter Group

Category & Name of the Shareholders (I)	PAN (II)	Nos. of Shareholder (III)	No. of fully paid up equity shares held (IV)	Partly paid-up equity shares held (V)	No. of shares underlying Depository Receipts (VI)	Total nos. shares held (VII) = IV + V + VI	Shareholding % calculated as per SCRR, 1957 As a % of (A+B+C2) (VII)	Number of Voting Rights held in each class of securities (IX)			No. of Shares Underlying Outstanding convertible securities (including Warrants) (X)	Shareholding as a % assuming full conversion of convertible securities (XI) = (VII)+(X) as a % of A+B+C2	Number of Locked in shares (XII)		Number of Shares pledged or otherwise encumbered (XIII)		Number of equity shares held in dematerialized form (XIV)
								No. of Voting Rights Class X	Class Y	Total			No. (a)	As a % of total Shares held (b)	No. (a)	As a % of total Shares held (b)	
1. INDIAN Individuals/Hindu undivided Family		7	1091584	0	0	1091584	29.11	0	1091584	0	1002234	37.53	0	0	0	37500	
a. Names:																	
SHYAM SUNDAR GOENKA			299434			299434	7.98		299434		299434	11.21					
ASHU TOSH GOENKA			216350			216350	5.77		216350		216350	8.1					
SHRUTHI ASHWIN AGARWAL			187850			187850	5.01		187850		187850	5.09					
S.S.GOENKA & SONS (H.U.F)			150000			150000	4		150000		150000	5.62					
ASHU TOSH GOENKA			103500			103500	2.76		103500		103500	3.88					
MITA GOENKA			96950			96950	2.59		96950		96950	3.63					
AAIP039346D			37500			37500	1		37500		37500	1					
b. State Governments/ Central Government/ Financial Institutions/ Banks		0	0	0	0	0	0	0	0	0	0	0	0	0	0	0	0
c. ANY OTHER Bodies Corporate		0	0	0	0	0	0	0	0	0	0	0	0	0	0	0	0
d. ANY OTHER Names		2	1579166	0	0	1579166	42.11	0	1579166	0	1579166	42.11	0	0	0	0	0
BAJRANG INVESTMENT COMPANY PRIVATE LIMITED			829166			829166	22.11		829166		829166	22.11					
BHARAT INDUSTRIAL DEV. CO. LTD	AAACB1412A		750000			750000	20		750000		750000	20					
Sub-Total (A)(1)		9	2670750	0	0	2670750	71.22	0	2670750	0	2670750	71.22	0	0	0	0	0
2. FOREIGN Individuals (Non-Resident Individuals/ Foreign Individuals)		0	0	0	0	0	0	0	0	0	0	0	0	0	0	0	0
a. Resident Individuals/ Foreign Individuals		0	0	0	0	0	0	0	0	0	0	0	0	0	0	0	0
b. Government Institutions		0	0	0	0	0	0	0	0	0	0	0	0	0	0	0	0
c. Foreign Portfolio Investor		0	0	0	0	0	0	0	0	0	0	0	0	0	0	0	0
d. ANY OTHER		0	0	0	0	0	0	0	0	0	0	0	0	0	0	0	0
f. ANY OTHER		0	0	0	0	0	0	0	0	0	0	0	0	0	0	0	0
Sub-Total (A)(2)		0	0	0	0	0	0	0	0	0	0	0	0	0	0	0	0
Total Shareholding of Promoter and Promoter Group (A)= (A)(1)+(A)(2)		9	2670750	0	0	2670750	71.22	0	2670750	0	2670750	71.22	0	0	0	0	0
Details of Shares which remain unclaimed may be given hear along with details such as number of shareholders, outstanding shares held in demat/unclaimed suspense account, voting rights which are frozen etc.																	
												1002234	37.53			865666	



*[Handwritten Signature]*



*Handwritten signature*

Table III

Category & Name of the Shareholders (i)	PAN (ii)	Nos. of Shareholder (iii)	No. of equity shares fully paid up (iv)	Partly paid-up equity shares held (v)	No. of shares underlying Depository Receipts (vi)	Total nos. shares held (VII) = (IV + V + VI)	Shareholding % calculated as per SCRR, 1957 As a % of (A+B+C2) (VIII)	Number of Voting Rights held in each class of securities (IX)			No. of Shares Underlying Outstanding convertible securities (including Warrants) (X)	Total Shareholding, as a % assuming full conversion of convertible securities (as a percentage of diluted share capital) (XI)	Number of Shares pledged or otherwise encumbered (XII)		Number of equity shares held in dematerialized form (XIV)		
								Total as a % of Voting rights					No. (a)	As a % of total Shares held (b)		No. (a)	As a % of total Shares held (b)
								Class X	Class Y	Total							
1. INSTITUTIONS																	
a. Mutual Funds/																	
b. Venture Capital Funds																	
c. Alternate Investment Funds																	
d. Foreign Venture Capital Investors																	
e. Foreign Portfolio Investors																	
f. Financial Institutions/ Banks																	
g. Insurance Companies																	
h. Provident Funds/ Pension Funds																	
i. ANY OTHER																	
l. Market Maker																	
Sub-Total (B)(1)																	
Central Government/ State Government(s)																	
President of India																	
Sub-Total (B)(2)																	
3. INDIVIDUALS -																	
i. Individual shareholders holding nominal share capital up to Rs. 2 lakhs.		762	174850	0	0	174850	4.66	174850	0	174850	4.66	0	0	0	0		
ii. Individual shareholders holding nominal share capital in excess of Rs. 2 lakhs.		1	30300	0	0	30300	0.81	30300	0	30300	0.81	0	0	0	0		
iii. NBFIs registered with RBI		0	0	0	0	0	0	0	0	0	0	0	0	0	0		
iv. Employee Trusts (holding DRs)		0	0	0	0	0	0	0	0	0	0	0	0	0	0		
v. Overseas Depositories (holding DRs)		0	0	0	0	0	0	0	0	0	0	0	0	0	0		
vi. ANY OTHER (balancing figure)		0	0	0	0	0	0	0	0	0	0	0	0	0	0		
Sub-Total (B)(3)		6	874100	0	0	874100	23.31	874100	0	874100	23.31	0	0	0	0		
LIBRA CONSTRUCTION & FINANCE LIMITED	AAAC15542K		363750	0	0	363750	9.7	363750	0	363750	9.7	0	0	0	363750		
LIBRA CONSTRUCTION & FINANCE LTD.			400000	0	0	400000	10.67	400000	0	400000	10.67	0	0	0	400000		
CASINO BUSINESS PVT. LTD.			77950	0	0	77950	2.09	77950	0	77950	2.09	0	0	0	77950		
Sub-Total (B)(4)		769	1079250	0	0	1079250	28.78	1079250	0	1079250	28.78	0	0	0	1079250		
Total Public Shareholding (B) = (B)(1)+(B)(2)+(B)(3)+(B)(4)		769	1079250	0	0	1079250	28.78	1079250	0	1079250	28.78	0	0	0	1079250		


Details of the shareholders acting as persons in Concert including their Shareholding (No. and %):

Details of Shares which remain unclaimed may be given hear along with details such as number of shareholders, outstanding shares held in dematerialized suspense account, voting rights which are frozen etc.

Table IV

Table IV - Statement showing shareholding pattern of the Non-Promoter, Non-Public shareholder

Category & Name of the Shareholders (I)	PAN (II)	Nos. of Shareholder (III)	No. of fully paid up equity shares held (IV)	Partly paid-up equity shares held (V)	No. of shares underlying Depository Receipts (VI)	Total nos. shares held (VII) = (IV + V + VI)	Shareholding % calculated as per SCRR, 1957 As a % of (A+B+C2) (VIII)	Number of Voting Rights held in each class of securities (IX)			No. of Shares Underlying Outstanding convertible securities (including Warrants) (X)	Total Shareholding as a % assuming full conversion of convertible securities (as a percentage of diluted share capital) (XI)	Number of Shares Locked in shares (XII)		Number of Shares pledged or otherwise encumbered (XIII)	Number of equity shares held in dematerialized form (XIV) (Not applicable)		
								Class X	Class Y	Total			No. (a)	As a % of total Shares held (b)			No. (a)	As a % of total Shares held (Not applicable) (b)
1. Custodian/DR Holder Employee Benefit Trust (under SEBI (Share based Employee Benefit) Regulations, 2014)		0	0	0	0	0	0	0	0	0	0	0	0	0	0	0		
2. Total Non-Promoter-Non Public Shareholding (C) = (C1)+(C2)		0	0	0	0	0	0	0	0	0	0	0	0	0	0	0		



*[Handwritten signature]*